


**Woertz USA**

151 Discovery Drive  
 Colmar  
 PA 18915  
 Phone 215-997-8855  
 Fax 800-522-7632  
 E-mail woertz1@erols.com  
 Internet http://www.woertz-usa.com/

**Multi connector D-Sub/ Flat Cable Module**


With several connectors (also mixed) in parallel with or without terminals



45479C/FFFK

45480C/BBBB

45481C/SSSK



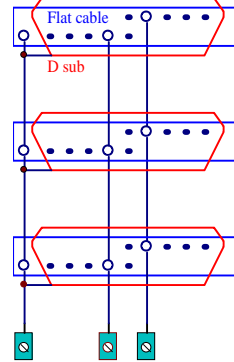
45479C/FBBK

45480C/FFFK

45480C/FBK

**Features**

- Several D-Sub and / or Flat-Cable (DIN41651) connectors are placed in parallel on a module with or without terminals (no flat cable on 45758)
- Module can be used for parallel connection of different cables
- **Can be used for adding easy test points or junctions to cables through the PCB terminals**
- Very flexible: connectors of different types and gender can be mixed
- If both flat cable and D-Sub are mixed, the module is labelled according to the D-Sub connectors. Be aware of that the pin numbers of the flat cable is going zig-zag and in that case not corresponding to the terminal labels.
- If both flat cable and D-Sub are mixed, the last pin of the flat cable is connected to the shield
- The index in the order number shows the type of connectors on the module:  
 F=flat cable, B=female D-sub,  
 S=male D-sub, R=female HDD-sub,  
 P=male HDD-sub, K= terminals
- Mountable on 35mm DIN rail



**General diagram**

**Technical Data**

(Ta = 25°C)

Maximum voltage  
 Maximum current for Flat Cable connectors  
 Maximum current for D-Sub Connectors  
 Connector surface

125V  
 1A  
 3A  
 Gold plated

**General Data**

Approval  
 Temperature range  
 Nominal cross section of connecting terminals  
 Dimensions of 45479C/... L x W x H (from the rail)  
 Dimensions of 45480C/... L x W x H (from the rail)  
 Dimensions of 45481C/... L x W x H (from the rail)  
 Dimensions of 45758C/... L x W x H (from the rail)  
 Dimensions of 45772C/... L x W x H (from the rail)

CE  
 -25°C .. +50°C  
 2.5mm<sup>2</sup> (AWG24-14)  
 40x83x62mm  
 50x83x54mm  
 75x83x54mm  
 50x83x54mm  
 105 x83 x 54 mm

**Order No.**

Module with **9-pole D-Sub** connectors and / or 10-pole Flat Cable connectors  
 Module with **15-pole D-Sub** connectors and / or 16-pole Flat Cable connectors  
 Module with **15-pole High density** D-Sub (max 2) and 15-pole normal D-Sub connector (max 2)  
 Module with **25-pole D-Sub** connectors and / or 26-pole Flat Cable connectors  
 Module with **37-pole D-sub** connectors

**45479C/XXXX**  
**45480C/XXXX**  
**45758C/XXXX**  
**45481C/XXXX**  
**45772C/XXXX**

For **45479-45481** and **45772: XXXX: F**=flat cable, **B**=female D-sub, **S**=male D-sub, **K**= terminals  
 For **45758: XXXX: R**= female 15 pole HDD-sub, **P**=15 pole male HDD-sub,  
**B**=female 15 pole D-sub, **S**=15 pole male D-sub, **K**= terminals  
 (examples: see photos above)