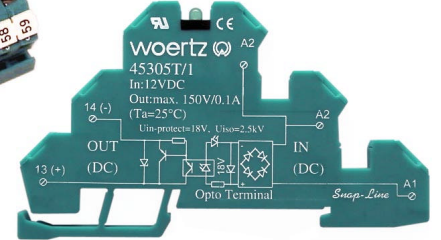



DC or AC inputs, small signal or power DC loads

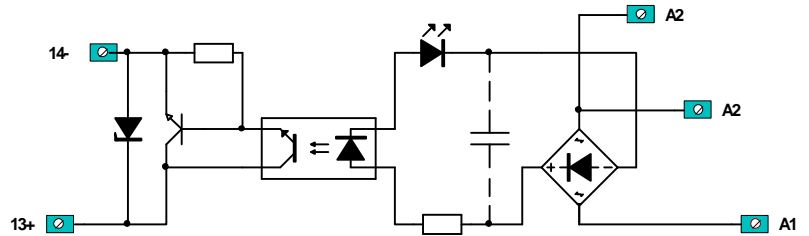
Features

- Signal and power optocoupler in terminal housing, 5.08mm wide
- LED indicating on state
- Large program with many versions
- High fidelity
- For many applications where isolation and rapid switching are important
- Available for all common industrial voltages



Accessories

- 30407T End barrier (necessary for proper isolation)
- 30403 Compatible 3-level terminal
- 30413RO Cross connection 20-pole red
- 30413BL Cross connection 20-pole blue
- 30790 Cross connection 10-pole grey
- 30409/x Cross connection with screws x = 2, 3, 4, 5, 10 poles
- 30411, 12 Isolation strip red, blue
- 80247, 48 Test plug red, black
- 30455/55xx Labels for custom use RB5x5



The 5V version has unidirectional input (no rectifier)

Technical data (Ta = 25°C)

Output

	100 mA	5 A	7 A
Max. switching voltage (U _{max})	45305: 150 VDC, 45310: 50 VDC	55 VDC	55 VDC
Max. switching current (I _{max} , given at 0.5 x U _{max})	100 mA DC	5 A DC *	7 A DC **
Max. transient current (during on state)	45305: 0.15 A/ 0.1 ms 45310: 0.5 A/ 10 ms	25 A/ 0.1 ms	100 A/ 0.1 ms
Voltage drop (I= 0.5 x I _{max})	45305: ca. 0.7 V 45310: ca. 0.1 V	max. 0.2 V	max. 0.1 V

Input

	100 mA	5 A	7 A
Operating voltage tolerance	± 20%	± 20%	± 20%
Input current at operating voltage (U _N)	110-230V: ± 15%	5, 115, 230 V: ± 15%	5, 115, 230 V: ± 10%
Input current at operating voltage (U _N)	6-9 mA	ca. 5 mA	ca. 5 mA
Switch on level (Input between off and on level is forbidden)	110-230V: 2-3 mA	110-230V: 2-3 mA	110-230V: 2-3 mA
Switch off level (Input between off and on level is forbidden)	>0.8 x U _N	>0.8 x U _N	>0.8 x U _N
Max. transmission frequency	<0.4 x U _N	<0.4 x U _N	<0.4 x U _N
(res. Load, DC=50%, i=0.5 x I _{max} , U _{switch} =0.5xU _{max})	45305: 600Hz, T/9: 300Hz 45310: 10 Hz	45306: 10Hz, T/9: 5Hz 45311: 5 Hz	45307: 1Hz, T/9: 0.5Hz 45312: 0.5 Hz

General data

	100 mA	5 A	7 A
Input / output dielectric strenght	2.5 kV	2.5 kV	2.5 kV
Input / output creepage distance	3.0 mm	3.0 mm	3.0 mm
Operating temperature range	-25°C to +45°C	-25°C to +45°C	-25°C to +45°C
Wire cross section	2.5mm ² (AWG24-14)	2.5mm ² (AWG24-14)	2.5mm ² (AWG24-14)
Max. torque	0.4 Nm	0.4 Nm	0.4 Nm
Size L x B x H (from rail)	5.08 x 86.5 x 44 mm	5.08 x 86.5 x 44 mm	5.08 x 86.5 x 44 mm

U _N	Order numbers	100 mA	5 A	7 A
5 VDC		45305T/7	45306T/7	45307T/7
12 VDC		45305T/1	45306T/1	45307T/1
24 VDC		45305T/2	45306T/2	45307T/2
48 VDC		45305T/3	45306T/3	45307T/3
110 VDC		45305T/9	45306T/9	45307T/9
24 V AC (50-60Hz)/DC		45310T/12	45311T/12	45312T/12
115 V AC (50-60Hz)/DC		45310T/15	45311T/15	45312T/15
230 V AC (50-60Hz)/DC		45310T/14	45311T/14	45312T/14

* If closely stacked and continuously operated, the rated current should not exceed 4A

** If closely stacked and continuously operated, the rated current should not exceed 6A (single, well ventilated terminals may be used up to 10A)