


**Woertz AG**  
Hofackerstrasse 47  
P.O. Box 948  
CH-4132 Muttenz  
Tel 061/ 466 33 33  
Fax 061/ 466 33 31  
E-mail [elektronik@woertz.ch](mailto:elektronik@woertz.ch)  
Internet [www.woertz.ch](http://www.woertz.ch)

2.5 mm<sup>2</sup>, pin spacing 7.50 mm

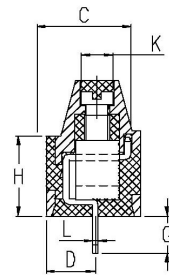
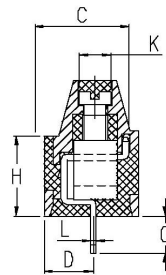


## Properties

- May be juxtaposed
- May be combined with terminals for printed circuit boards of the series 31251H (pin spacing of 5.08 mm)
- Brand labelling or marking by means of adhesive labels
- Standard colour: turquoise (matches with the bases for printed circuit boards Woertz)
- Further colours on request

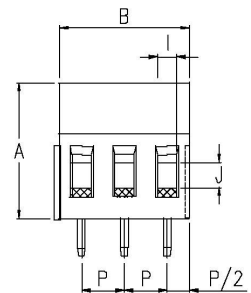
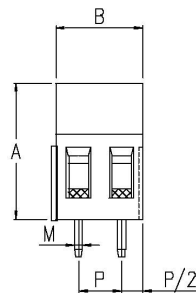
## Approvals

CE  us 16 A – 300 V



## Dimensions

	2 poles	3 poles		2 poles	3 poles
A	16.00	16.00	I	2.80	2.80
B	15.00	22.50	J	2.80	2.80
C	11.00	11.00	K	∅ 3.80	∅ 3.80
D	5.30	5.30	L	0.70	0.70
G	4.50	4.50	M	0.90	0.90
H	9.40	9.40	P	7.50	7.50



## Technical data

### Version

Nominal cross-section

Pin spacing

Rated voltage

Rated current

Test voltage

Insulating class

Insulating body

Max. operating temperature

Fire behaviour

Comparative Tracking Index

Tightening torque

Clamping screw

Connection pins/ Protective covering of wires

Pressure part

Hole diameter of printed circuit boards

### horizontal

Stranded wires 2.5 mm<sup>2</sup> (14 AWG)

Solid wires 4.0 mm<sup>2</sup> (12 AWG)

7.50 mm

500 V

16 A

3 kV eff./ 60 s (CEI 23-20)

Igr C660

Polyamide 6.6

125°C (UL 746B)

V0 (UL 94)

CTI 400

0.5 Nm

M3, galvanized steel

CuZn, tinned

CuZn, nickel-plated

∅1.3 mm

## Article No.

Pole number            2  
                                  3

**31270H/102**  
**31270H/103**